

**MIDCOAST DISTRICT:**

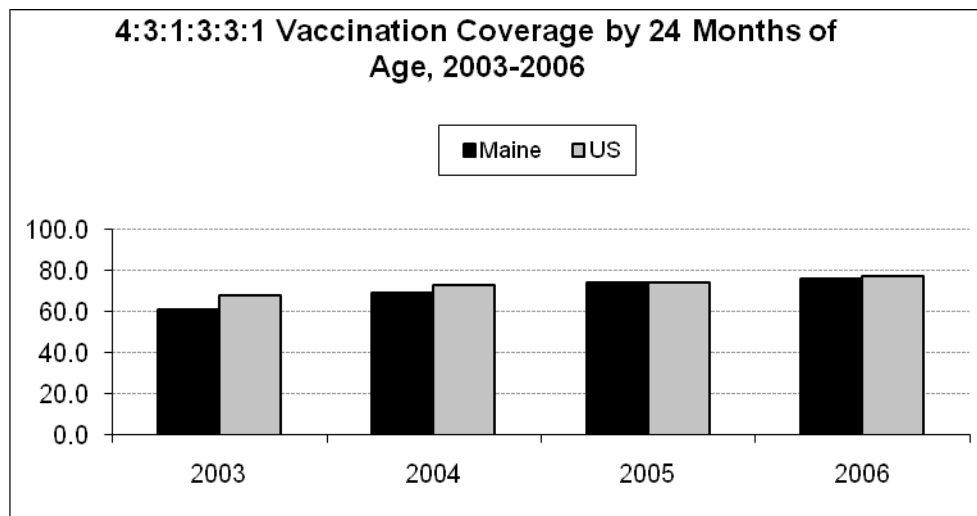
**Infectious Diseases**

**Child Vaccinations**  
**Immunization Rates by 24 Months of Age**

Immunization has been one of the safest and most effective public health tools in the prevention and control of infectious diseases. Achieving higher vaccination rates prevents and reduces immediate risk of disease and death in individuals and the community as a whole. Groups of people, whose immune systems are more vulnerable, such as children, have particular need for protection.

The Maine Immunization Program works with the federal CDC, local providers and with community partners to educate, promote and provide oversight of local vaccination rates for **4:3:1:3:3:1**, the optimal vaccination sequence for kids in this age group.

Through support of local community action and outreach and provider education, communities can choose to protect their own, and in the process, everyone is protected. Learn more about the Maine Immunization Program at [www.maine.gov/dhhs/boh/ddc/\\_immunization](http://www.maine.gov/dhhs/boh/ddc/_immunization).



4:3:1:3:3:1 represents 4 DTaP, 3 Polio, 1 MMR, 3 Hepatitis B, 3 Hib and 1 Varicella; US National Immunization Survey

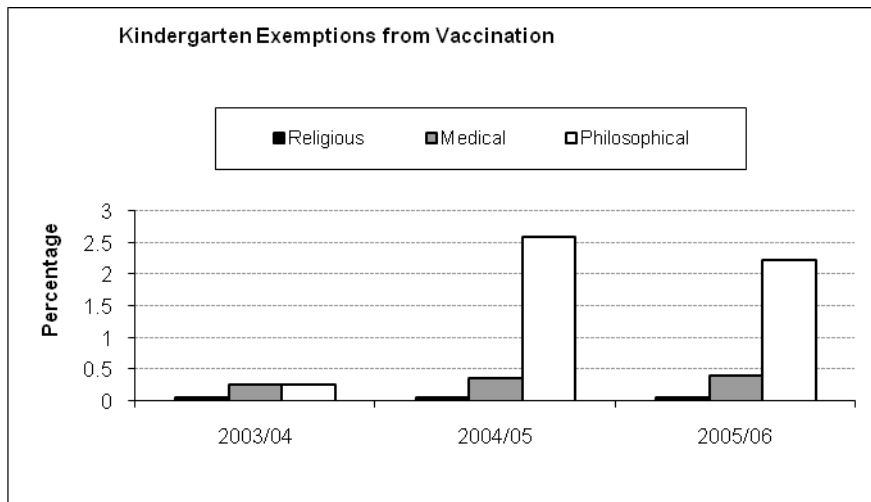
	Maine State Percent	US Percent
2003	60.8	67.4
2004	68.9	72.9
2005	73.9	74.1
2006	75.7	77.0

## **Kindergarten Exemptions from Vaccination**

Although today’s vaccines are extremely safe and effective, misinformation exists that may lead some well intentioned parents to question the value of child immunizations related to that safety. The Maine CDC monitors the scientific evidence for safety at all times, and balances that research against the alternative: to not vaccinate children. The long experience of using this public health tool to protect children’s health wins out every time.

Maine CDC’s Maine Immunization Program tracks rates of vaccinations, and funds education outreach in partnership with communities. It builds partnerships with school nurses to allow for an open dialogue with parents to counter the myths and misinformation pushed through the internet and in other popular media.

To learn more: [www.maine.gov/dhhs/boh/ddc/\\_immunization/school\\_requirements.html](http://www.maine.gov/dhhs/boh/ddc/_immunization/school_requirements.html)



	<b>Religious Number</b>	<b>Medical Number</b>	<b>Philosophical Number</b>	<b>Total Surveyed</b>
2003/04	10	38	38	14,701
2004/05	8	53	375	14,452
2005/06	8	57	319	14,298

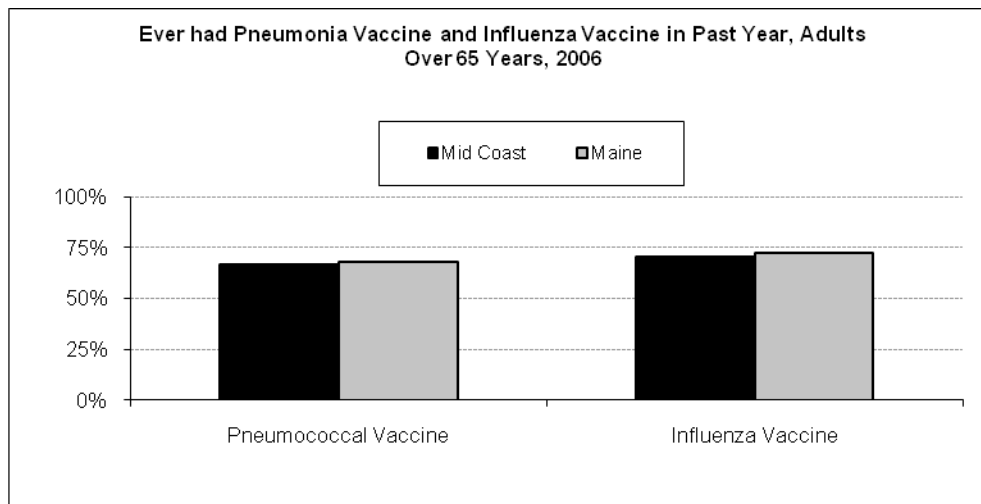
\*Maine CDC Immunization Program (MIP) School Survey

## **Immunization for Adults** **Pneumococcal and Influenza Vaccination** **65 years of Age or Older**

Research data indicate on average, 226,000 people are hospitalized every year because of influenza [flu] and 36,000 die – especially vulnerable seniors. Pneumococcal disease, another infectious disease that is particularly lethal for those over 65, kills more people in the United States each year than all other vaccine preventable diseases combined.

This is preventable when our communities and health systems work together.

The Maine CDC’s Maine Immunization Program funds educational campaigns and free flu vaccine to high risk populations and free pneumococcal vaccine for Maine residents in long-term care facilities. See [www.maine.gov/dhhs/boh/Influenza\\_2007-2008.htm](http://www.maine.gov/dhhs/boh/Influenza_2007-2008.htm) and [www.cdc.gov/vaccines/vpd-vac/pneumo/default.htm](http://www.cdc.gov/vaccines/vpd-vac/pneumo/default.htm).



	<b>Midcoast District Percent</b> (± Margin of Error)	<b>Maine State Percent</b> (± Margin of Error)
Pneumococcal Vaccine Ever	66.7 (± 7.3)	67.9 (± 3.5)
Influenza Vaccine Past Year	70.6 (± 6.9)	72.3 (± 3.1)

\*2006 Behavioral Risk Factor Surveillance System (BRFSS) data